

WILDFIRE PREPARATION TOOL KIT

SIGN UP FOR EMERGENCY ALERTS

- 1 Go to ready.edso.org
- 2 Create your account
- 3 Enter your address



STAY INFORMED ON EVACUATION ZONES

- 1 Go to perimetermap.com
- 2 Enable your location on your device or enter your address
- 3 Click on the zone for evacuation status



Learn More At
ready.edso.org
emergencyinfo@edso.org
(530) 621-5895

**Always rely on official agency websites and social media platforms for the most current and accurate information*

YOUR EVACUATION PLAN

Protect yourself and your family by preparing in advance for a potential wildfire in your area.

Create Your Wildfire Action Plan

Your plan should include:

- Meeting point
- Animal arrangements
- Escape routes
- Emergency contact person

Pack a "Go Bag"

Items to include:

- 3-day supply of non-perishable food and water
- Prescriptions, medications, and eyeglasses
- Change of clothes and toiletries
- Extra car keys, credit cards, and cash
- Copies of important documents
- First aid kit, flashlight, and extra batteries
- Cellphones, laptops, and extra chargers
- Pet food and water



Learn More At
readyforwildfire.org



WHAT TO DO ON RED FLAG DAYS


Make it a practice to have all gates on secondary egress routes unlocked on red flag warning days.

What is a Red Flag Warning?

A warning issued by the National Weather Service when the combinations of conditions that day create an increased risk of fire danger.

Factors Considered:


- Strong winds
- Dry fuels
- Low humidity levels
- Possibility of dry lightning strikes
- High temperatures



On Red Flag Days, unlock your gates for quicker egress in the event of a fire!

REFLECTIVE ADDRESS SIGNS

Installing reflective address signs help first responders find your home during emergencies.



4" Number Height

Sign Size: 6" x 18"
Aluminum Covered
Green Reflective Vinyl

For a list of organizations where you can order signs, go to:

**LIST WILL BE LINKED TO
EDC FIRE SAFE COUNCIL**

DEFENSIBLE SPACE AND HOME HARDENING ASSESSMENT

Are you unsure which areas of your home/property need defensible space and home hardening? Consider getting an assessment of your property.



SCHEDULE YOUR FREE VOLUNTARY DEFENSIBLE SPACE AND HOME HARDENING ASSESSMENT TODAY!



Learn More At
edcfiresafe.org
(530) 647-1700

ARE YOU ELIGIBLE FOR ASSISTANCE PROGRAMS?

The El Dorado County Fire Safe Council offers assistance programs for eligible residents on the west slope of El Dorado County.

Chipping Program

Provides chipping services for homeowners.

Hazard Tree Removal

Cost share program to help homeowners with the cost of tree removal.

Defensible Space

Help to create defensible space around the primary homes of seniors, veterans, low income and disabled residents.




Learn More At
edcfiresafe.org
(530) 957-6270

WILDFIRE PREPAREDNESS WORKBOOK

Use this workbook as a starting point for your emergency preparedness needs.

This document contains life-saving information



→ Stay aware & informed

→ Prepare for basic needs

→ Know your way to safety

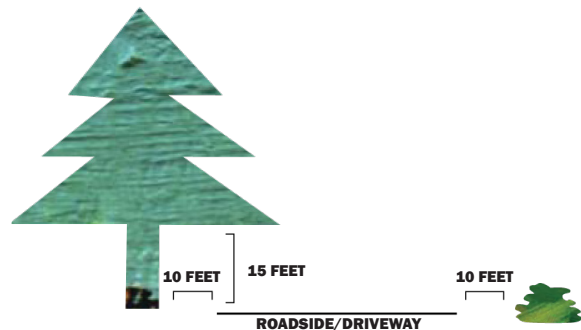
Download Yours At
shorturl.com

ROADSIDE/DRIVEWAY CLEARANCE

Help yourself get out and emergency vehicles get in by clearing your roadside/driveway to a minimum of:

10-ft horizontally from edge of roadside/driveway

15-ft vertically above the roadside/driveway



Learn More At
shorturl.at/7LQ9S
(530) 621-5569

FOR MORE INFORMATION, CONTACT: